




Typical Anchor Patterns



STAGGERED



SQUARE



DIAMOND

'CENTRE TO CENTRE' ANCHOR													
75	100	120	150	175	200	225	250	275	300	325	350	375	400
ANCHORS REQUIRED FOR 'SQURE METER PATTERN'													
170	100	65	40	30	24	20	15	12	10	9	8	6	5